

EG500-E11-RS4-R

Intel Single-Socket, 1U Edge Server



ASUS EG500-E11 was designed for Short-depth chassis and rear access design for industrial edge workloads
1U Intel single-socket compact edge server with redundant AC PSU for datacenter or server room environments
Scalable expansion with support for 3 FHHL cards for GPUs, 2 internal SATA (650W/short PSU only), 2 external SATA/Nvme, 2 M.2 and 2 E1.S.

FEATURE

- 8 x DDR5 5600 Mhz DIMM support
- 2 x M.2 socket support
- Powered by single-socket 5th Gen Intel Scalable processors.
- 3 x PCIe expansion in 1U rack sever.
- Support GPUs in short-depth chassis
- CPU maximum TDP of up to 350W with 8 DIMMs and support.
- 2 x Intel X710 10GbE Base-T ports+1 x Management port

Target market

- Multi-Access Edge Computing
- Virtual Machines
- Network Function Virtualization
- Industrial usage
- Edge AI Inferencing

Powered by 4th/ 5th Gen Intel Xeon SP processors

The 4th/5th Gen Intel® Xeon® Scalable Processors are designed to accelerate performance across the fastest-growing workloads that businesses depend on today Built-in accelerators improve performance across AI, analytics, networking, storage, and HPC. ASUS EG500-E11 series supports single Intel Scalable processors to enable up to 8 DIMM slots, all flash and PCIe Gen 5.0

NVIDIA GPU Support

Up to 1 dual-slot GPU in 1U system and optimized acceleration for workloads across cloud, data center and for hybrid cloud environment

PCIe 5.0 Ready

PCI Express® (PCIe®) 5.0 delivers 32GT/s bandwidth, which is twice the speed of PCIe 4.0, and offers lower power consumption, better land scalability and backwards compatibility.


Enhanced Security

PFR FPGA as the platform Root-of-Trust solution for firmware resiliency Trusted Platform Module 2.0 (TPM 2.0) to secure hardware through integrated cryptographic keys and offer regular firmware update for vulnerabilities.

Comprehensive IT infrastructure management solution

ASUS EG500-E11 series features an embedded ASMB11-iKVM (BMC, AST2600) and is bundled with ASUS Control Center to provide comprehensive out-of-band and in-band management capability.

1. 2 x E1.S modules*
2. VGA port
3. Management LAN port
4. Dual 10G LAN port
5. RJ45 Console port



*Optional, cannot be purchased separately
Please select it when purchasing order and we will have assembling and standard testing before ship

EG500-E11-RS4-R

SPECIFICATION


Processor		1 x Socket E (LGA 4677) 4 th /5 th Gen Intel® Xeon® Processor Scalable Family (Up to 350W)
Memory	Total Slots Capacity Memory Type Memory Size	8 (8-channel, 1 DIMM per channel) Up to 2TB DDR5 5600 RDIMM/LRDIMM/LRDIMM 3DS 256GB, 128GB, 64GB, 32GB, 16GB *Refer to ASUS server AVL for the latest update
Expansion Slots	Total Slots Slot Type	3 3 x PCIe Gen5 x16 link (FHHL)
Storage Bays		2x E1.S (optional) + 2x Int. SATA (optional) + 2x ext. SATA for 650W/Short PSU 2x E1.S (optional) + 2x ext. SATA for 1300W/Long PSU 2 x M.2 (22110/2280, Gen4 x4 Link) *E1.S is optional for E1.S SKU
Networking	LAN	2 x X710 10G LAN Ports 1 x Dedicated management port (BMC, AST2600)
Security		Optional TPM-SPI module Optional PFR module(by request)
Front I/O Ports		2 x USB 3.2 Gen1 ports 1 x VGA port
Rear I/O Ports		1 x VGA port 2 x USB 3.2 Gen1 ports 2 x RJ-45 10G LAN port 1 x RJ-45 Mgmt. LAN port 1 x RJ-45 Console port
Switch/LED		Front Switch/LED: 1 x Power Switch w/ LED 1 x Location Switch w/ LED 1 x Message LED 1 x reset button Rear Switch/LED: 1 x Power Switch (w/ LED) 1 x Location Switch (w/ LED) 1 x Message LED 2 x LAN LED 1 x HDD LED 1 x reset button
OS Support		*Please find the latest OS support from https://www.asus.com/event/Server/OS_support_list/OS.html
Management Solution	Software Out of Band Remote Management	ASUS Control Center (in-band) ASMB11-iKVM (BMC, AST2600)
Dimension		430*mm (D) x 438.5mm (W) x 43.7mm (H) 16.93" (D) x 17.26" (W) x 1.72" (H) *ear to rear wall depth: 399mm (15.71")
Net Weight Kg		15.5kg (approximate) (CPU, DRAM & HDD not included)
Gross Weight Kg		17kg (approximate) (CPU, DRAM & HDD not included, Packing include)
Power Supply (following different configuration by region)		1+1 Redundant 650W 50.5MM SLIM Platinum Power Supply 1300W 50.5MM SLIM Platinum Power Supply *Titanium Power Supply is planning *Different PSU may not swap for each other directly, please contact ASUS Technical Support for more detail.
Environment		Operation temperature: 10°C ~ 35°C Non operation temperature: -40°C ~ 60°C Non operation humidity: 20% ~ 90% (Non condensing) Note: Operating Temperature based on configurations




Top view



EG500-E11-RS4-R



EG500-E11-RS4-R




Front I/O, External 2.5" Bays

- 1 3x FHHL cards (x16/x16x16)
- 2 2x M.2
- 3 2x E1.S* + 2x Internal SATA* + 2x external SATA/NVME
- 4 Redundant AC/DC PSU (650W PSU)


Front I/O, External 2.5" Bays

- 1 3x FHHL cards (x16/x16/x16)
- 2 2x M.2
- 3 2x E1.S module* + 2x external SATA/NVME
- 4 Redundant AC/DC PSU (1300W PSU)

EG500-E11-RS2-R



EG500-E11-RS2-R



Front I/O, FHFL Card

- 1 1x FHHL cards (x16)+ 2x FHFL cards (x16/x16)
- 2 2x M.2
- 3 2x E1.S module* + 2x Internal SATA*
- 4 Redundant AC/DC PSU (650W PSU)

Front I/O, FHFL Card

- 1 1x FHHL card (x16)+ 2x FHFL cards (x16/x16)
- 2 2x M.2
- 3 2x E1.S module*
- 4 Redundant AC/DC PSU (1300W PSU)

*Optional, cannot be purchased separately
Please select it when purchasing order and we will have assembling and standard testing before ship