




ASUS[®]

Padfone[™] 2



Important Notices



E7675
First Edition

Copyright © 2012 ASUSTeK Computers, Inc.

All Rights Reserved.

No part of this manual, including the products and software described in it, may be reproduced, transmitted, transcribed, stored in a retrieval system, or translated into any language in any form or by any means, except documentation kept by the purchaser for backup purposes, without the express written permission of ASUS Telecom ("ASUS").

Product warranty or service will not be extended if: (1) the product is repaired, modified or altered, unless such repair, modification or alteration is authorized in writing by ASUS; or (2) the serial number of the product is defaced or missing.

ASUS PROVIDES THIS MANUAL "AS IS" WITHOUT WARRANTY OF ANY KIND, EITHER EXPRESS OR IMPLIED, INCLUDING BUT NOT LIMITED TO THE IMPLIED WARRANTIES OR CONDITIONS OF MERCHANTABILITY OR FITNESS FOR A PARTICULAR PURPOSE. IN NO EVENT SHALL ASUS, ITS DIRECTORS, OFFICERS, EMPLOYEES OR AGENTS BE LIABLE FOR ANY INDIRECT, SPECIAL, INCIDENTAL, OR CONSEQUENTIAL DAMAGES (INCLUDING DAMAGES FOR LOSS OF PROFITS, LOSS OF BUSINESS, LOSS OF USE OR DATA, INTERRUPTION OF BUSINESS AND THE LIKE), EVEN IF ASUS HAS BEEN ADVISED OF THE POSSIBILITY OF SUCH DAMAGES ARISING FROM ANY DEFECT OR ERROR IN THIS MANUAL OR PRODUCT.

SPECIFICATIONS AND INFORMATION CONTAINED IN THIS MANUAL ARE FURNISHED FOR INFORMATIONAL USE ONLY, AND ARE SUBJECT TO CHANGE AT ANY TIME WITHOUT NOTICE, AND SHOULD NOT BE CONSTRUED AS A COMMITMENT BY ASUS. ASUS ASSUMES NO RESPONSIBILITY OR LIABILITY FOR ANY ERRORS OR INACCURACIES THAT MAY APPEAR IN THIS MANUAL, INCLUDING THE PRODUCTS AND SOFTWARE DESCRIBED IN IT.

Products and corporate names appearing in this manual may or may not be registered trademarks or copyrights of their respective companies, and are used only for identification or explanation and to the owners' benefit, without intent to infringe.

IMPORTANT: All throughout this document, the term "PadFone 2 device" is used to refer to the two PadFone 2 devices: **PadFone 2 and PadFone 2 Station.**

Safety information

PadFone 2 care

- Do not attempt to open your PadFone 2 device casing. There are no user serviceable parts inside and you might damage sensitive electronic circuits and components. Unauthorized disassembly will void the warranty.
- **Do not leave your PadFone 2 device exposed to strong sunlight** or excessive heat for a prolonged period. This may damage it.
- **Do not handle your PadFone 2 device with wet hands or expose** it to moisture or liquids of any kind. Continuous changes from a cold to a warm environment may lead to condensation inside your PadFone 2 device, **resulting in corrosion and possible damage.**
- **If you pack your PadFone 2 device in your suitcase during** travel, beware of damage. Cramping a suitcase may crack the LCD display. Remember to switch off your wireless connections during air travel.
- **Use your PadFone 2 device in an environment with ambient** temperatures between -10 °C (14 °F) and 40 °C (104 °F).

The battery

Your PadFone 2 is **equipped with a high performance non-detachable** Li-Ion battery. Observe the maintenance guidelines for a longer battery life.

- Avoid charging in extremely high or low temperature. The battery has its optimum performance in an ambient temperature of +5 °C to +40 °C.
- Do not remove and replace the battery with a non-approved battery.
- Do not remove and soak the battery in water or any other liquid.
- Never try to open the battery as it contains substances that might be harmful if swallowed or allowed to come into contact with unprotected skin.
- Do not remove and short-circuit the battery, as it may overheat and cause a fire. Keep it away from jewellery and other metal objects.
- Do not remove and dispose of the battery in fire. It could explode and release harmful substances into the environment.
- Do not remove and dispose of the battery with your regular household waste. Take it to a hazardous material collection point.
- Do not touch the battery terminals.

The charger

- Use only the charger supplied with your PadFone 2 device.
- Never pull the charger cord to release it from the mains – pull the charger itself.

Cleaning and storing

- Your **PadFone 2 device should always be handled with care** and protected from dirt, dust and dampness. To avoid scratches, never place your **PadFone 2 device face down**.
- If cleaning is necessary, turn your **PadFone 2 device off** and wipe carefully with a soft, slightly damp (not wet) cloth. Use a cotton swab to clean the camera lens. Allow your **PadFone 2 device to dry completely before switching it on**. Never use solvents for cleaning.
- If you are not going to use your **PadFone 2 device for some time**, fully charge the battery and store your **PadFone 2 device** in a dry place away from direct sunlight. Your **PadFone 2 device** should be switched off during storage. Recharge every 6 to 12 months.
- Never expose your **PadFone 2 device to heat or strong sunlight**.
- Never expose your **PadFone 2 device to moisture or liquids of any kind**.
- Do not place stickers that may block the keypad or disturb other functions such as microphone, earpiece, or camera lens.

WARNING! Failure to follow these instructions may lead to serious personal injury and possible property damage.

Driving safely

Never use handheld phones while driving. It is an offence, that while driving, to hold a phone or cradle it in your neck at any point, during the setup, making or taking of a phone call, text message or any other data related mobile communication. Use of fully installed car kits are still permitted, as are the use of alternate handsfree accessories.

In the interest of safety, we would recommend the use of a cradle while using any form of handsfree accessory.

While driving, we recommend that you use voicemail wherever possible, and that you listen to your messages when you are not in the car. If you must make a handsfree call when driving, keep it brief.

Do not place objects, including both installed or portable wireless equipment, in the area over the airbag or in the airbag deployment area. An airbag inflates with great force. If the airbag inflates, serious injury could result.



Electronic devices

Most modern electronic equipment is shielded from RF energy.

However, certain electronic equipment may not be shielded against the RF signals from your device.


Pacemakers

The Health Industry Manufacturers' Association recommends that a minimum separation of six (6") inches be maintained between a phone and a pacemaker to avoid potential interference with the pacemaker. These recommendations are consistent with the independent research by and recommendations of Wireless Technology Research.


If you have a pacemaker:

- Always keep your PadFone 2 device more than six inches (15cm) from your pacemaker when turned on.
- Do not carry your **PadFone 2 in your breast pocket.**
- Use the ear opposite the pacemaker to minimize the potential for interference.
- If you have any reason to suspect that interference is taking place, turn your **PadFone 2 device off immediately.**

Hearing aids



Some digital phones may interfere with some hearing aids. In the event of such interference, call ASUS Customer Service to discuss alternatives.



Other medical devices

If you use any other personal medical device, consult the manufacturer of your device to determine if it is adequately shielded from external RF energy. Your physician may be able to assist you in obtaining this information.

Turn your PadFone 2 device off in healthcare facilities when any regulations posted in these areas instruct you to do so.

Hospitals or healthcare facilities may be using equipment that could be sensitive to external RF energy.

Vehicles

RF signals may affect improperly installed or inadequately shielded electronic systems in motor vehicles. Check with the manufacturer or its representative regarding your vehicle. You should also consult the manufacturer of any equipment added to your vehicle.

Posted facilities

Turn your PadFone 2 device off where posted notices so require.



Magnetic media

Magnetic fields generated by mobile devices may damage data on magnetic storage media, such as credit cards, computer discs or tapes. Do not place your **PadFone 2 device next to such media.**

You should never expose your **PadFone 2 device to strong magnetic fields** as this may cause temporary malfunction.

Other Safety Guidelines

Aircraft

Regulations prohibit using your mobile device while onboard an aircraft. Switch off your **PadFone 2 device before boarding an aircraft** or turn off the wireless connections.

Blasting areas

To avoid interfering with blasting operations, turn your **PadFone 2 device off when in a 'blasting area' or in areas posted: "Turn off two-way radio."** Obey all signs and instructions.

Potentially explosive environments

Turn your **PadFone 2 device off when in any area with a potentially explosive environment** and obey all signs and instructions.

Sparks in such areas could cause an explosion or fire resulting in bodily injury or even death.

Areas with a potentially explosive environment are often, but not always, clearly marked. They include fuelling areas such as gas stations, below decks on boats, fuel or chemical transfer or storage facilities, vehicles using liquified petroleum gas (such as propane or butane), areas where the air contains chemicals or articles, such as grain, dust, or metal powders, and any other area where you would normally be advised to turn off your vehicle's engine.



Choking

Keep your **PadFone 2 away from children as the SIM card and other small parts present a choking hazard.**

Cautions

Your **PadFone 2 device** is a high quality piece of equipment. Before operating, read all instructions and cautionary markings on (1) **AC Adapter.**

- Do not use the **PadFone 2 device in an extreme environment** where high temperature or high humidity exists. The **PadFone 2 device has its optimum performance in an ambient temperature between -15 °C (5 °F) and 40 °C (104 °F).**
- Do not abuse the **PadFone 2 device. Avoid striking, shaking, or giving it a shock.** When not using the unit, lay it down to avoid possible damage due to instability.

- 
- 
- Do not expose the **PadFone 2 device to rain or other liquid.**
 - Do not use unauthorized accessories.
 - Do not disassemble the **PadFone 2 device or its accessories.** If service or repair is required, return the unit to an authorized service center. If the unit is disassembled, a risk of electric shock or fire may result.
 - Do not short-circuit the battery terminals with metal items.

Operator access with a tool

If a TOOL is necessary to gain access to an OPERATOR ACCESS AREA, either all other compartments within that area containing a hazard shall be inaccessible to the OPERATOR by the use of the same TOOL, or such compartments shall be marked to discourage OPERATOR access.

An acceptable marking for an electric shock hazard is (ISO 3864, No. 5036).

Equipment for restricted access locations

For equipment intended only for installation in a RESTRICTED

ACCESS LOCATION, the installation instructions shall contain a statement to this effect.

WARNING: The user needs to switch off the device when exposed to areas with potentially explosive atmospheres such as petrol stations, chemical storage depots and blasting operations.

This equipment may be operated in:

AT	BE	BG	CH	CY	CZ	DE	DK
EE	ES	FI	FR	GB	GR	HU	IE
IT	IS	LI	LT	LU	LV	MT	NL
NO	PL	PT	RO	SE	SI	SK	TR

Products with 2.4-GHz Wireless LAN Devices France



L'utilisation de cet équipement (2.4GHz wireless LAN) est soumise à certaines restrictions: cet équipement peut être utilisé à l'intérieur d'un bâtiment en utilisant toutes les fréquences de 2400 à 2483.5MHz (Chaîne 1-13). Pour une utilisation en environnement extérieur, les fréquences comprises entre 2400-2454 MHz peuvent être utilisées. Pour les dernières restrictions, voir <http://www.art-telecom.fr>.

For 2.4-GHz wireless LAN operation of this product, certain restrictions apply. This equipment may use the entire 2400-MHz to 2483.5-MHz frequency band (channels 1 through 13) for indoor applications. For outdoor use, only 2400-2454 MHz frequency band may be used. For the latest requirements, see <http://www.art-telecom.fr>.

Specific Absorption Rate (SAR)



Bodyworn operation

For bodyworn operation, this device has been tested and meets the FCC RF exposure guidelines for use with an accessory that contains no metal and the positions the handset a minimum of 1.5 cm from the body. Use of other enhancements may not ensure compliance with FCC RF exposure guidelines. If you do not use a body-worn accessory and are not holding the device at the ear, position the handset a minimum of 1.5 cm from your body when the device is switched on.



For 2.4 GHz wireless PAN (Bluetooth) operation of this product, certain restrictions apply. This restrictions may use the entire 2400 MHz to 2483.5 MHz frequency band at max. power (EIRP) of 100mW for indoor applications. For outdoor use, only 2400-2454 MHz frequency band at max. power (EIRP) of 100mW and 2454-2483 MHz frequency band at max. power (EIRP) of 10mW may be used.

The use of the Bluetooth® function of this product is restricted to indoor use only in France.







CE (SAR)

This device meets the EU requirements (1999/519/EC) on the limitation of exposure of the general public to electromagnetic fields by way of health protection.

The limits are part of extensive recommendations for the protection of the general public. These recommendations have been developed and checked by independent scientific organizations through regular and thorough evaluations of scientific studies. The unit of measurement for the European Council's recommended limit for mobile devices is the "Specific Absorption Rate" (SAR), and the SAR limit is 2.0 W/kg averaged over 10 gram of body tissue. It meets the requirements of the International Commission on Non-Ionizing Radiation Protection (ICNIRP).

For body worn operation, this device has been tested and meets the ICNIRP exposure guidelines and the European Standard EN 62311 and EN 62209-2, for use with dedicated accessories. Use of other accessories which contain metals may not ensure compliance with ICNIRP exposure guidelines.

SAR is measured with the device at a separation of 0 cm and 1.5 cm to the body, while transmitting at the highest certified output power level in all frequency bands of the mobile device.



The maximum SAR value of PadFone 2 for each frequency band is listed below:

Band	Position	SAR 10g (W/kg)
GSM900	Head	0.413
	Body (1.5cm Gap)	0.394
GSM1800	Head	0.142
	Body (1.5cm Gap)	0.277
WCDMA Band VIII	Head	0.232
	Body (1.5cm Gap)	0.232
WCDMA Band I	Head	0.338
	Body (1.5cm Gap)	0.314
WLAN 2.4G	Head	0.039
	Body (1.5cm Gap)	0.018
LTE Band 20	Head	0.152
	Body (1.5cm Gap)	0.138
LTE Band 3	Head	0.207
	Body (1.5cm Gap)	0.31
LTE Band 7	Head	0.123
	Body (1.5cm Gap)	0.206

The maximum SAR value of PadFone 2 Station for each frequency band is listed below:

Band	Position	SAR 10g (W/kg)
GSM900	Body (0cm Gap)	0.812
GSM1800	Body (0cm Gap)	1.16
WCDMA Band VIII	Body (0cm Gap)	0.454
WCDMA Band I	Body (0cm Gap)	1
WLAN 2.4G	Body (0cm Gap)	0.167
LTE Band 20	Body (0cm Gap)	0.351
LTE Band 3	Body (0cm Gap)	0.756
LTE Band 7	Body (0cm Gap)	0.999

This device have been tested to comply with the Sound Pressure Level requirement laid down in the applicable EN 50332-1 and/or EN 50332-2 standards. Permanent hearing loss may occur if earphones or headphones are used at high volume for prolonged periods of time.

Prevention of Hearing Loss

Warning statement requirement under EN 60950-1:A12.



WARNING: To prevent possible hearing damage, do not listen at high volume levels for long periods.

CE 0682 !

Note: For France, headphones/earphones for this device are compliant with the sound pressure level requirement laid down in the applicable EN 50332-1: 2000 and/or EN50332-2: 2003 standard as required by French Article L.5232-1.



A pleine puissance, l'écoute prolongée du baladeur peut endommager l'oreille de l'utilisateur.



ASUS

Address: 15 Li-Te Road, Peitou, Taipei, Taiwan

Tel: 886228943447; Fax: 886228907698

Declaration

We declare that the IMEI codes for this product, **ASUS PadFone 2**, are unique to each unit and only assigned to this model. The IMEI of each unit is factory set and cannot be altered by the user and that it complies with the relevant IMEI integrity related requirements expressed in the GSM standards.

Should you have any questions or comments regarding this matter, please contact us.

Sincerely yours,



ASUSTeK COMPUTER INC.

Tel: 886228943447

Fax: 886228907698

Email: <http://vip.asus.com/eservice/techserv.aspx>



EC Declaration of Conformity



We, the undersigned,

Manufacturer:	ASUSTek COMPUTER INC.
Address, City:	No. 150, LI-TE RD., PEITOU, TAIPEI 112, TAIWAN R.O.C.
Country:	TAIWAN
Authorized representative in Europe:	ASUS COMPUTER GmbH
Address, City:	HARKORT STR. 21-23, 40880 RATINGEN
Country:	GERMANY

declare the following apparatus:

Product name:	PadFone 2
Model name:	A68

conform with the essential requirements of the following directives:

2004/108/EC-EMC Directive

- | | |
|---|---|
| <input checked="" type="checkbox"/> EN 55022:2010+AC:2011 | <input checked="" type="checkbox"/> EN 55024:2010 |
| <input checked="" type="checkbox"/> EN 61000-3-2:2006+A1:2009+A2:2009 | <input checked="" type="checkbox"/> EN 61000-3-3:2008 |
| <input type="checkbox"/> EN 55013:2001+A1:2003+A2:2006 | <input type="checkbox"/> EN 55020:2007 |

1999/5/EC-R & TTE Directive

- | | |
|---|---|
| <input checked="" type="checkbox"/> EN 300 328 V1.7.1(2006-05) | <input checked="" type="checkbox"/> EN 301 489-1 V1.9.2(2011-09) |
| <input checked="" type="checkbox"/> EN 300 440-1 V1.6.1(2010-08) | <input checked="" type="checkbox"/> EN 301 489-3 V1.4.1(2002-08) |
| <input checked="" type="checkbox"/> EN 300 440-2 V1.4.1(2010-08) | <input type="checkbox"/> EN 301 489-4 V1.3.1(2002-08) |
| <input checked="" type="checkbox"/> EN 301 511 V9.0.2(2003-03) | <input checked="" type="checkbox"/> EN 301 489-7 V1.3.1(2005-11) |
| <input checked="" type="checkbox"/> EN 301 908-1 V5.2.1(2011-05) | <input type="checkbox"/> EN 301 489-9 V1.4.1(2007-11) |
| <input checked="" type="checkbox"/> EN 301 908-2 V5.2.1(2011-05) | <input checked="" type="checkbox"/> EN 301 489-17 V2.1.1(2009-05) |
| <input checked="" type="checkbox"/> EN 301 908-13 V5.2.1(2011-05) | <input checked="" type="checkbox"/> EN 301 489-24 V1.5.1(2010-10) |
| <input checked="" type="checkbox"/> EN 301 893 V1.6.1(2011-11) | <input type="checkbox"/> EN 302 326-2 V1.2.2(2007-08) |
| <input type="checkbox"/> EN 302 544-2 V1.1.1(2009-01) | <input type="checkbox"/> EN 302 326-3 V1.3.1(2007-09) |
| <input checked="" type="checkbox"/> EN 302 291-1 V1.1.1(2005-07) | <input type="checkbox"/> EN 301 357-2 V1.3.1(2006-05) |
| <input checked="" type="checkbox"/> EN 62311:2008 | <input type="checkbox"/> EN 302 623 V1.1.1(2009-01) |
| <input checked="" type="checkbox"/> EN 50360:2001+AC:2006 | <input checked="" type="checkbox"/> EN 62209-1:2006 |
| <input checked="" type="checkbox"/> EN 62479:2010 | <input checked="" type="checkbox"/> EN 62209-2:2010 |
| <input checked="" type="checkbox"/> EN 50364 :2010 | |

2006/95/EC-LVD Directive

- | | |
|---|---|
| <input checked="" type="checkbox"/> EN 60950-1:2006+A11:2009 + A1:2010 + A12:2011 | <input type="checkbox"/> EN 60065:2002+A1:2006+A11:2008 |
| <input checked="" type="checkbox"/> EN 50332-1:2000 | |

2009/125/EC-ErP Directive

Regulation (EC) No. 1275/2008 <input type="checkbox"/> EN 62301:2005	Regulation (EC) No. 278/2009 <input type="checkbox"/> EN 62301:2005
Regulation (EC) No. 642/2009 <input type="checkbox"/> EN 62301:2005	

Ver. 110101

CE marking



(EC conformity marking)

Position : **CEO**

Name : **Jerry Shen**

DeclarationDate:Jun. 10, 2011

Year to begin affixing CE marking:2011

Signature : _____

